

AFRICHILL

QUALITY BEYOND IMAGINATION



- * Quality refrigeration condensing units
- * Modern and easy to install
- * Scroll and silent technology
- * Top world class brands used
- * Made for extreme temperatures
- * Wide variety blowers coils available

Tel: (011) 979-1885
Tel: (082) 849 6433
Tel: (082) 849 6434
info@africhill.co.za

www.africhill.co.za

Refrigeration condensing units



Electrical Box included



XJQ1.75



Units from 2Hp> are ready build up and includes: Copeland scroll compressor, drier, sight glass, liquid valve, suction valve, Danfoss LP/HP Gauges, LP/HP switch, on/off switch, Schneider breaker, Schneider contactor, phase protector, Dixell controller, solenoid valve and receiver. Oil separator from 6HP and up. Accumulator on low temp units.

Units from 1.75Hp< are ready build up and includes: French Tecumseh compressor LP/HP gauges, LP/HP switch. On/off switch, receiver, liquid valve, suction valve, drier, contactor, breaker, solenoid valve, signal lights.

MEDIUM TEMPERATURE

Model NO.		XJQ1.25MA	XJQ1.75MBG	XJQ02MBG	XJQ2.5MBG	XJQ03MBG	XJQ3.5MBG	XJQ04MBG	XJQ05MBG
Temp (°C)		-5°C -5°C							
Refrigerant		R22							
Power supply		220V			380V/3PH/50 HZ				
Compressor model NO.		CAJ4517E	CAJ4519T	ZB15KQ	ZB19KQ	ZB21KQ	ZB26KQ	ZB29KQ	ZB38KQ
Exhaust		Horizontal	Horizontal	Vertical	Vertical	Vertical	Vertical	Vertical	Vertical
Fan motor qty		1	1	1	1	1	1	1	1
Voltage (V)		220	220	380	380	380	380	380	380
Fan motor power (W)		80	200	200	200	200	200	250	250
condenser	Evp. -5°C Cooling capacity(w)	2388	3201	4125	4537	5995	6622	8107	9559
	Power (W)	1400	1700	1840	2000	2500	2780	3190	3900
compressor	Evp. -7°C Cooling capacity(w)	2169	2944	3795	4356	5544	6105	7337	8723
	Power (W)	1400	1710	1850	2010	2490	2790	3170	3900
compressor	Evp. -10°C Cooling capacity(w)	1840	2530	3344	3828	4890	5375	6567	7568
	Power (W)	1400	1780	1870	2020	2480	2800	3160	3890
Suction connection (mm)		φ16	φ16	φ19	φ19	φ19	φ19	φ22	φ22
Discharge connection (mm)		φ10	φ10	φ10	φ10	φ10	φ10	φ10	φ12
Outside dimension	L (mm)	900	900	900	900	900	900	900	900
	W (mm)	490	350	780	780	780	780	780	780
	H (mm)	535	500	740	740	740	740	740	740
Weight		80	90	103	140	140	140	140	143

MEDIUM TEMPERATURE

Model NO.		XJQ06MBG	XJQ08MBG	XJQ09MBG	XJQ10MBG	XJQ12MBG	XJQ13MBG	XJQ15MBG	
Temp (°C)		-5°C -5°C							
Refrigerant		R22							
Power supply		380V/3PH/50 HZ							
Compressor model NO.		ZB45KQ	ZB58KQ	ZB66KQ	ZB76KG	ZB88KQ	ZB92KC	ZB11MC	
Exhaust		Vertical	Vertical	Vertical	Vertical	Vertical	Vertical	Vertical	
condenser	Fan motor qty	2	2	2	2	2	2	2	
	Voltage (V)	380	380	380	380	380	380	380	
	Fan motor power (W)	200x2	200x2	200x2	200x2	200x2	450x2	450x2	
compressor	Evp. -5°C	Cooling capacity(w)	12100	15510	18150	21450	24200	25080	30580
		Power (W)	4780	6100	6750	8000	9050	9800	11800
	Evp. -7°C	Cooling capacity(w)	11165	13816	16500	19470	22000	22880	27940
		Power (W)	4790	6100	6750	7970	9000	9700	11600
	Evp. -10°C	Cooling capacity(w)	9867	12100	14740	17380	19580	20570	25080
		Power (W)	4800	6150	6700	7950	8950	9550	11500
Suction connection (mm)		φ22	φ28	φ28	φ28	φ28	φ35	φ35	
Discharge connection (mm)		φ12	φ16	φ16	φ16	φ16	φ16	φ16	
Outside dimension	L (mm)	1300	1300	1300	1300	1400	1400	1400	
	W (mm)	830	830	830	830	830	830	830	
	H (mm)	940	940	940	940	940	940	940	
Weight		200	200	210	210	245	245	260	

Condensing Temp. 45°C, suction gas superheat. 10K

LOW TEMPERATURE

Model NO.		XJQ1.5LAY	XJQ02LBGY	XJQ03LBGY	XJQ04LBGY	XJQ05LBGY	XJQ06LBGY	
TEMP (°C)		-20°C						
Refrigerant		R404A						
Power supply		220V		380V/3PH/50 HZ				
Compressor Model NO.		CAJ2464Z	ZB15KQE	ZB21KQE	ZB29KQE	ZB38KQE	ZB45KQE	
Exhaust		Horizontal	Vertical	Vertical	Vertical	Vertical	Vertical	
condenser	Fan motor qty	1	1	1	1	1	1	
	Voltage (V)	220	380	380	380	380	380	
	Motor power (W)	200	200	200	200	250	250	
compressor	Evp. -20□	Cooling capacity(w)	2090	2400	3700	5050	6250	7400
		Power (W)	1600	1970	2830	3760	4670	5350
	Evp. -23□	Cooling capacity(w)	1810	2232	3440	4650	5790	6844
		Power (W)	1610	1970	2830	3760	4660	5340
	Evp. -25□	Cooling capacity(w)	1650	1980	3050	4050	5100	6010
		Power (W)	1630	1970	2830	3760	4650	5320
Suction connection (mm)		φ16	φ22	φ19	φ22	φ22	φ22	
Discharge connection (mm)		φ6	φ12	φ10	φ10	φ12	φ12	
Outside dimension	L (mm)	900	810	900	900	900	900	
	W (mm)	350	700	780	780	780	780	
	H (mm)	500	570	740	740	740	740	
Weight		85	107	140	140	165	200	

LOW TEMPERATURE

Model NO.		XJQ08LBY	XJQ09LBY	XJQ10LBY	XJQ13LBY	XJQ15LBY	
TEMP (□)		-20°C					
Refrigerant		R404A					
Power supply		380V/3PH/50 HZ					
Compressor Model NO.		ZB58KQE	ZB66KQE	ZB76KQE	ZB92KQE	ZB11MCE	
Exhaust		Vertical	Vertical	Vertical	Vertical	Vertical	
condenser	Fan motor Qty	2	2	2	2	2	
	Voltage (V)	380	380	380	380	380	
	Fan motor power (W)	200×2	200×2	250×2	450×2	450×2	
Compressor	Evp. - 20□	Cooling capacity(W)	9640	11100	13320	15810	19110
		Power (W)	7450	7850	9100	9850	11900
	Evp. - 23□	Cooling capacity(W)	8756	10248	12388	14794	17722
		Power (W)	7300	7550	8800	9650	11700
	Evp. - 25□	Cooling capacity(W)	7430	8970	10990	13270	15640
		Power (W)	7050	7250	8500	9550	11500
Suction connection (mm)		φ28	φ28	φ28	φ35	φ35	
Discharge connection (mm)		φ16	φ16	φ16	φ16	φ16	
Outside dimension	L (mm)	1300	1300	1300	1400	1400	
	W (mm)	830	830	830	830	830	
	H (mm)	940	940	940	940	940	
Weight		205	215	215	250	265	

Condensing Temp. 45°C suction gas superheat. 10K

XJB series Box type condensing units with Bitzer semi-hermetic



Condensing temp 45°C, Refrigerant R404a

Model		XJB03MBBY	XJB04MBBY	XJB05MBBY	XJB06MBBY	XJB07MBBY
Compressor Model		2DC3.2Y	2CC4.2Y	4FC5.2Y	4EC6.2Y	4DC7.2Y
Temp -5°C	Capacity W	6480	7950	8760	11050	13120
	Input KW	3.55	4.36	4.75	5.95	7.0
Model		XJB10MBBY	XJB12MBBY	XJB15MBBY	XJB20MBBY	XJB25MBBY
Compressor Model		4VCS10.2Y	4TCS12.2Y	4PCS15.2Y	ANCS20.2Y	4H25.2Y
Temp -5°C	Capacity W	17050	20600	24700	28700	37800
	Input KW	8.44	10.33	11.73	13.95	19.3

Model		XJB30MBBY	XJB35MBBY	XJB40MBBY	XJB50MBBY
Compressor Model		4G30.2Y	6H3.52Y	6G40.2Y	6F50.2Y
Temp -5°C	Capacity W	43700	56700	65400	77200
	Input KW	22.6	29.02	33.7	41.3
Model		XJB03LBBY	XJB04LBBY	XJB05LBBY	XJB06LBBY
Compressor Model		2CC3.2Y	4EC4.2Y	4DC5.2Y	4CC6.2Y
Temp -25°C	Capacity W	2870	3850	4750	5800
	Input KW	2.8	3.77	4.62	5.71
Model		XJB08LBBY	XJB10LBBY	XJB12LBBY	XJB15LBBY
Compressor Model		4TCS8.2Y	4PCS10.2Y	4NCS12.2Y	4H15.2Y
Temp -25°C	Capacity W	7330	8530	9870	14000
	Input KW	6.65	7.53	8.9	12.9
Model		XJB20LBBY	XJB25LBBY	XJB30LBBY	XJB40LBBY
Compressor Model		4G20.2Y	6H25.2Y	6G30.2Y	6F40.2Y
Temp -25°C	Capacity W	16240	21000	23900	27800
	Input KW	14.9	19.3	21.9	25.5

Full specifications on evaporator blower coils

D series air coolers



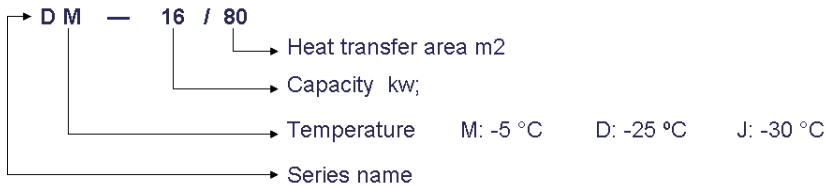
Product description

The D series Products are air coolers applicable to various cold storage houses. They are divided in different groups by temperature, DM group, for -5°C, DD for -25°C and DJ, for that below -30°C DT is 7k. All the products are anti-rust, corrosion proof, and high reliability.

Main components

Danfoss expansion valves included
 World famous brand refrigeration parts are employed for all products
 World leading brand low temperature motor
 Stainless steel defrosting heater

Description for the Model NO.



Specifications

MEDIUM TEMPRETURE -5 °C

DM Cooler with fin space 4.5 mm – All DM coolers include R 22 expansion valves with orifice

Model	Capacity DT=8K kw	Heat tsf m ²	Air m ³ /h	Dista m	Tube V dm ³	Fan motor			Defrosting heater			
						Voltage v	Dia mm	Num n	Input w	Voltage v	Input (kw)	
DM-1.9	1.92	10	1700	10	2	220	330	1	1×90	220	1.0	0.5
DM-3.2	3.21	15	3400	10	2.5	220	330	2	2×90	220	1.8	0.9
DM-4.3	4.28	20	3400	10	3.4	220	330	2	2×90	220	1.8	0.9
DM-5.5	5.46	25	5100	10	5.0	220	330	3	3×90	220	2.4	1.2
DM-8.0	8.02	40	6000	12	7.5	220	400	2	2×250	220	2.0	1.0
DM-10.6	10.6	55	6000	12	9.9	220	400	2	2×250	220	3.0	1.5
DM-12.5	12.5	65	9000	12	12.1	220	400	3	3×250	220	4.5	1.5
DM-16.8	16.8	80	12000	15	14.5	380	500	2	2×750	220	4.5	1.5
DM-22.4	22.4	105	12000	15	20.1	380	500	2	2×750	220	4.5	1.5
DM-27.4	27.4	125	18000	15	23.8	380	500	3	3×750	220	7.2	1.8
DM-33.7	33.7	160	18000	15	29.8	380	500	3	3×750	220	8.0	2.0
DM-38.9	38.9	185	26000	17	33.7	380	550	3	3×1150	220	8.0	2.2
DM-45.0	45.0	210	26000	17	37.9	380	550	3	3×1150	220	10.0	2.2
DM-54.6	54.6	260	35000	17	47	380	550	4	4×1150	220	12.0	2.2
DM-69.3	69.3	330	35000	17	58.5	380	550	4	4×1150	220	16.0	4.4
DM-77.7	77.7	370	35000	17	68.7	380	550	4	4×1150	220	18.0	4.4
DM-86.1	86.1	410	35000	17	73.9	380	550	4	4×1150	220	20.0	4.4

LOW TEMPERATURE -25 °C

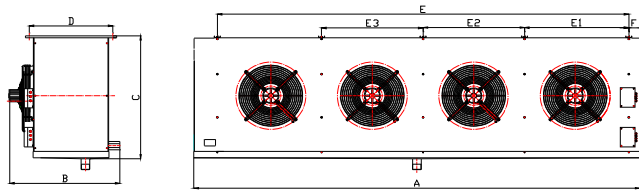
DD Cooler with fin space 6.0 mm – All DD coolers include R404A expansion valves and orifice

Model	Capacity	Heat	Air	Dista	Tube V	Voltage	Fan motor			Defrosting heater		
	DT=8K	tsf					Dia	Num	Input	Voltage	Input (kw)	
	kw	m ²					m	n	w	v		
DD-1.3	1.3	7	1700	10	2	220	330	1	1×90	220	1.0	0.5
DD-2.2	2.23	12	3400	10	2.5	220	330	2	2×90	220	1.8	0.9
DD-2.8	2.8	15	3400	10	3.4	220	330	2	2×90	220	1.8	0.9
DD-3.7	3.7	22	5100	10	5.0	220	330	3	3×90	220	2.4	1.2
DD-5.6	5.62	30	6000	12	7.5	220	400	2	2×250	220	3.0	1.0
DD-7.44	7.44	40	6000	12	9.9	220	400	2	2×250	220	4.5	1.5
DD-9.3	9.3	50	12000	15	12.5	380	500	2	2×750	220	7.5	1.5
DD-11.72	11.72	60	12000	15	14.6	380	500	2	2×750	220	7.5	1.5
DD-15.0	15.0	80	12000	15	20.1	380	500	2	2×750	220	7.5	3.0
DD-18.6	18.6	100	18000	15	23.8	380	500	3	3×750	220	9.0	3.6
DD-23.4	23.36	120	18000	15	29.8	380	500	3	3×750	220	10.0	4.0
DD-27.3	27.3	140	26000	17	33.7	380	550	3	3×1150	220	12.0	4.4
DD-31.1	31.14	160	26000	17	37.9	380	550	3	3×1150	220	14.0	4.4
DD-37.4	37.42	200	35000	17	47	380	550	4	4×1150	220	16.0	4.4
DD-46.8	46.83	250	35000	17	58.5	380	550	4	4×1150	220	18.0	4.4
DD-56.2	54.2	290	35000	17	68.7	380	550	4	4×1150	220	20.0	4.4
DD-58.0	58.0	310	35000	17	73.9	380	550	4	4×1150	220	22.0	4.4

LOW TEMPERATURE -30 °C

DJ Cooler with fin space 9.0 mm – All DJ coolers include R404A expansion valves and orifice

Model	Capacity	Heat	Air	Dista	Tube V	Voltage	Fan motor			Defrosting heater		
	DT=8K	tsf					Dia	Num	Input	Voltage	Input (kw)	
	kw	m ²					m	n	w	v		
DJ-1.4	1.39	8	3400	10	2.5	220	330	2	2×90	220	1.8	0.9
DJ-2.0	2.0	12	3400	10	3.4	220	330	2	2×90	220	1.8	0.9
DJ-2.5	2.5	15	5100	10	5.0	220	330	3	3×90	220	2.4	1.2
DJ-3.8	3.81	20	6000	12	7.5	220	400	2	2×250	220	3.0	1.0
DJ-5.1	5.1	30	6000	12	9.9	220	400	2	2×250	220	4.5	1.5
DJ-7.7	7.67	40	12000	15	14.6	380	500	2	2×750	220	7.5	1.5
DJ-10.4	10.41	55	12000	15	20.1	380	500	2	2×750	220	7.5	3.0
DJ-12.8	12.84	70	18000	15	23.8	380	500	3	3×750	220	9.0	3.6
DJ-15.8	15.79	85	18000	15	29.8	380	500	3	3×750	220	10.0	4.0
DJ-18.5	18.49	100	26000	17	33.7	380	550	3	3×1150	220	12.0	4.4
DJ-20.9	20.99	115	26000	17	37.9	380	550	3	3×1150	220	14.0	4.4
DJ-23.9	23.9	140	35000	17	47.0	380	550	4	4×1150	220	16.0	4.4
DJ-29.0	28.96	170	35000	17	58.5	380	550	4	4×1150	220	18.0	4.4
DJ-34.7	34.7	204	35000	17	68.7	380	550	4	4×1150	220	20.0	4.4
DJ-35.9	35.9	210	35000	17	73.9	380	550	4	4×1150	220	22.0	4.4
DJ-39.4	39.4	232	35000	17	78.5	380	550	4	4×1150	220	26.0	4.4
DJ-42.5	42.5	250	35000	17	85.7	380	550	4	4×1150	220	26.0	4.4
DJ-47.6	47.6	280	50000	20	96.4	380	650	4	4×2200	220	29.0	5.2
DJ-52.7	52.7	310	50000	20	107.1	380	650	4	4×2200	220	34.0	5.2



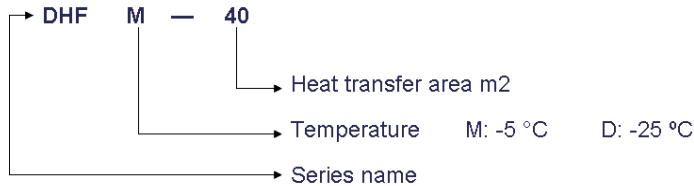
OVERALL DIMENSIONS

Model	Overall size mm				Install size mm					Connect pipe mm		Drainage pipe
	A	B	C	D	E	E1	E2	E3	F			
DM-1.9 DD-1.3	730	415	465	310	530	-	-	-	75	φ12	φ16	1"
DM-3.2 DD-2.2 DJ-1.4	1110	415	465	310	910	-	-	-	75			
DM-4.3 DD-2.8 DJ-2.0	1110	415	465	310	910	-	-	-	75	φ12	φ22	
DM-5.5 DD-3.7 DJ-2.5	1560	415	465	310	1360	-	-	-	75			
DM-8.0 DD-5.6 DJ-3.8	1385	585	525	420	1095	547.5	-	-	115	φ16	φ28	
DM-10.6 DD-7.44 DJ-5.1	1760	585	525	420	1470	735	-	-	115			
DM-16.8 DD-11.72 DJ-7.7 DD-9.3	1920	675	690	540	1640	820	-	-	110	φ16	φ35	
DM-22.4 DD-15.0 DJ-10.4	1920	675	635	540	1640	820	-	-	110			
DM-27.4 DD-18.6 DJ-12.8	2420	675	600	540	2150	725	700	-	95	φ22	φ42	2"
DM-33.7 DD-23.4 DJ-15.8	2720	730	655	590	2450	825	800	-	95			
DM-38.9 DD-27.3 DJ-18.5	2612	800	760	630	2342	796	750	--	95			
DM-45.0 DD-31.1 DJ-20.9	2720	800	815	630	2450	825	800	--	95	φ28	φ54	
DM-54.6 DD-37.4 DJ-23.9	3312	800	815	630	3042	771	750	750	95			
DM-69.3 DD-46.8 DJ-29.0	3120	900	825	730	2850	721	700	700	95			
DM-77.7 DD-56.2 DJ-34.7	3612	900	825	730	3342	846	825	825	95			
DM-86.1 DD-58.0 DJ-35.9	3412	900	925	730	3142	796	775	775	95			
DJ-39.4	3612	900	925	730	3342	846	825	825	95			
DJ-42.5	3950	900	925	730	3650	925	900	900	95	φ35	φ76	
DJ-47.6	3950	910	1025	730	3650	925	900	900	95			
DJ-52.7	3950	910	1125	730	3650	925	900	900	95			

DUEL DISCHARGE RANGE FLAT TYPE



Description for the Model NO



Technical data

Fin space : 4mm

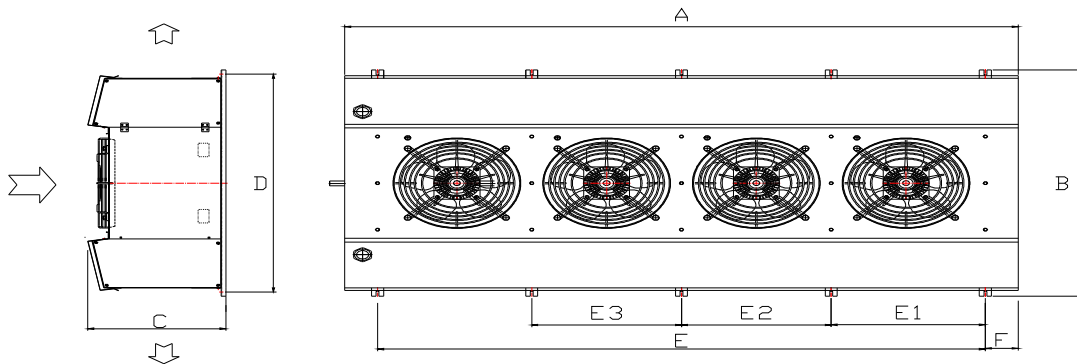
Model	Nominal capacity kw	Heat exchange area m ²	Pipe volume dm ³	Air volume m ³ /h	Fan motor			Electric defrosting	
					Diam-mm	Power w	Voltage V	Power kw coil	Voltage V
DHF-M9	2.2.3	9.3	1	3000	350	1x150	220	0.6	220
DHF-M12	2.88	12.1	1.3	3000	350	1x150	220	0.6	220
DHF-M18	4.37	18.22	2	3000	350	1x150	220	0.6	220
DHF-M23	5.5	22.8	2.5	4000	400	1x250	220	1.2	220
DHF-M30	7.3	30.4	3.4	4000	400	1x250	220	1.2	220
DHF-M42	10.1	42	4.4	8000	400	2x250	220	2.0	220
DHF-M56	13.5	56.1	5.9	8000	400	2x250	220	2.0	220
DHF-M70	16.8	70	7.2	12000	400	3x250	220	2.4	220
DHF-M88	21	87.6	8.9	12000	400	3x250	220	3.6	220
DHF-M117	28	116.8	11.7	16000	400	4x250	220	4.8	220
DHF-M140	33.6	140.2	14	16000	400	4x250	220	6.4	220

Fin space : 6mm

Model	Nominal capacity kw	Heat exchange area m ²	Pipe volume dm ³	Air volume m ³ /h	Fan motor			Electric defrosting	
					Diam-mm	Power	Voltage V	Power kw Coil	Voltage V
DHF-D6	1.28	6.4	1	3000	350	1x150	220	0.6	220
DHF-D8	16.6	8.3	1.3	3000	350	1x150	220	0.6	220
DHF-D12	2.5	12.48	2	3000	350	1x150	220	0.6	220
DHF-D16	3.1	15.6	2.5	4000	400	1x250	220	1.2	220
DHF-D21	4.1	20.8	3.4	4000	400	1x250	220	1.8	220
DHF-D29	5.8	28.8	4.4	8000	400	2x250	220	2.0	220
DHF-D38	7.7	38.4	5.9	8000	400	2x250	220	3.	220
DHF-D48	9.6	48	7.2	12000	400	3x250	220	3.6	220
DHF-D60	12	60	9.5	12000	400	3x250	220	4.8	220
DHF-D80	16	80	10.6	16000	400	4x250	220	6.4	220
DHF-D96	19.2	96	14	16000	400	4x250	220	8.0	220

INSTALL SIZE

Model	Overall size (mm)				Install size (mm)					F(mm)	Connection (mm)	
	A	B	C	D	E	E1	E2	E3	inlet		outlet	
DHF-M9 DHF-D6	900	1030	385	980	680					10	φ12	φ16
DHF-M12 DHF-D8	900	1030	385	980	680					110	φ12	φ16
DHF-M18 DHF-D12	900	1030	385	980	680					110	φ12	φ16
DHF-M23 DHF-D16	900	1080	385	1030	680					110	φ12	φ16
DHF-M30 DHF-D21	900	1080	455	1030	680					110	φ12	φ22
DHF-M42 DHF-D29	1450	1080	455	1030	1230	615				110	φ16	φ22
DHF-M56 DHF-D38	1450	1080	455	1030	1230	615				110	φ16	φ28
DHF-M70 DHF-D48	1750	1080	455	1030	1530	515	500			110	φ16	φ35
DHF-M88 DHF-D60	1750	1080	455	1030	1530	515	500			110	φ16	φ35
DHF-M117 DHF-D80	2250	1080	455	1030	2030	515	500	500		110	φ22	φ42
DHF-M140 DHF-D96	2250	1080	455	1030	2030	515	500	500		110	φ22	φ42



Monoblock units

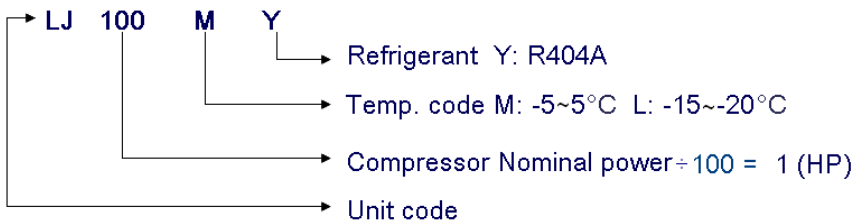


The LJ series integral cold storage refrigeration machine is a device that consists of one condensing unit, one evaporator and control system. It is easy to install with compact overall dimensions and it reduces maintenance costs. Called mono block, that integrates evaporator, condenses, electrical control unit into one compact body, can be widely used for cold storage rooms of temperatures @ 5°C~- 5°C or -15°C~ 20°C, in hotels, restaurants, medical, agricultural and chemical industries all over the world.

Product features:

- Compact structure
- Tecumseh hermetic compressors
- Highly efficient in grooved copper tube
- Aluminum fin heat exchanger
- Famous brand refrigeration parts for all products
- Automatic temperature set and control
- Electric heater defrosting
- Protection devices
- Safe, easy low cost for installation and operation

Description for the Model NO



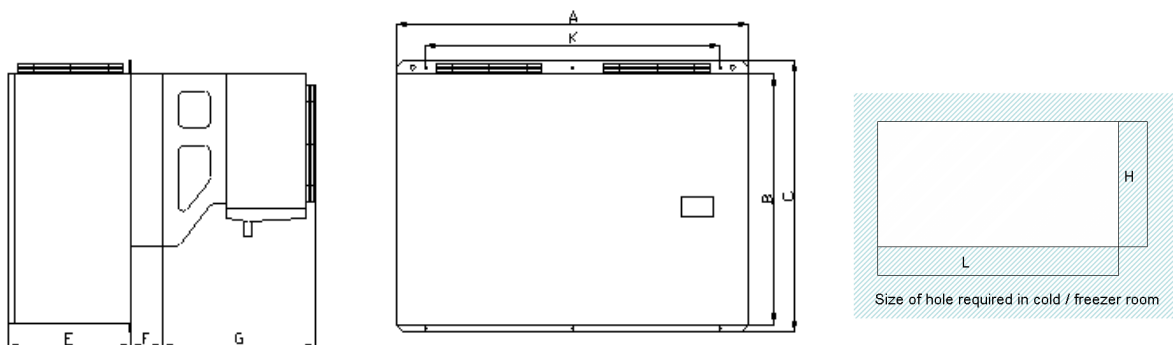
MAIN TECHNICAL DATA

Model Number	LJ33MY	LJ50MY	LJ63MY	LJ100MY	LJ125MY	LJ175MY	LJ200MY	LJ275M	LJ350MY
Cooling Capacity (W)	530	810	1150	1560	2230	2950	3250	4400	5200
Input power (KW)	0.68	0.85	1.1	1.3	1.75	2.52	2.61	3.33	4.2
Voltage	220V/1ph/50HZ						380V/3ph/50HZ		
Suitable Temp (°C)	-5~5								
Cond. Fan (W)	1 x 75	1 x 75	1 x 75	1 x 80	1 x 80	1 x 155	1 x 155	2 x 80	2 x 80
Evap. Fan (W)	1 x 75	1 x 75	1 x 75	1 x 80	1 x 80	1 x 155	1 x 155	2 x 80	2 x 80
Defrosting	Electric defrosting								
Throttle type	Expansion valve								
Refrigerant	R404A								
Area	3m³	5m³	7m³	10m³	18m³	24m³	30m³	40m³	50m³

Model Number	LJ50LY	LJ63LY	LJ100LY	LJ150LY	LJ200LY	LJ300LY	LJ400LY
Cooling Capacity (W)	550	660	750	1050	1580	2060	3100
Input power (KW)	0.63	0.71	1.04	1.35	2.01	2.63	3.26
Voltage	220V/1ph/50HZ					380V3ph/50HZ	
Suitable Temp (°C)	-18~-20						
Cond. Fan (W)	1 x 75	1 x 75	1 x 80	1 x 80	1 x 155	1 x 155	2 x 80
Evap. Fan (W)	1 x 75	1 x 75	1 x 80	1 x 80	1 x 155	1 x 155	2 x 80
Defrosting	Electric defrosting						
Throttle type	Expansion valve						
Refrigerant	R404A						
Area	2m³	3m³	5m³	6m³	10m³	20m³	35m³

Note: LJ__MY standard Cond Evap temp -7°C, Cond Temp 45 °C,
LJ__LY standard Cond Evap Temp -25°C, Cond Temp 45°C

Overall dimension & drawing



Model	LJ33MY	LJ50MY	LJ63MY	LJ100MY	LJ125MY	LJ175MY	LJ200MY	LJ275MY	LJ350MY
A	490	490	490	620	620	800	800	1090	1090
B	920	920	920	995	995	995	995	995	995
C	665	665	665	765	765	765	765	765	765
E	340	340	340	390	390	390	390	390	390
F	100	100	100	100	100	100	100	100	100
L	445	445	445	575	575	755	755	1045	1045
H	360	360	360	455	455	455	455	455	455

Model	LJ50LY	LJ63LY	LJ100LY	LJ150LY	LJ200LY	LJ300LY	LJ400LY
A	490	490	620	620	800	800	1090
B	970	970	1045	1045	1045	1045	1045
C	665	665	765	765	765	765	765
E	340	340	390	390	390	390	390
F	150	150	150	150	150	150	150
L	445	445	575	575	755	755	1045
H	360	360	455	455	455	455	455